

HELI

HELI

3-3.5 t

G3 series 3-3.5 Tons Dual-drive Battery Forklift Truck

With the increasingly strict environmental protection requirements and constantly upgrading road emission standards, we are in an era of farewell to "fuel". Electric forklift trucks have gradually become the main force in the field of logistics and transportation. HELI new G3 series dual drive electric forklift trucks inherit the brand-new family style design, explore new possibilities of truck color matching, offer a driving experience of zero emission and pure electric and open a new era of transportation.



3-3.5 t

G3 series 3-3.5 Tons Dual-drive Battery Forklift Truck



ANHUI HELI CO., LTD.

Add / No.668, FangXing Road, Hefei, China
Fax / +86-551-63639966

Tel / +86-551-63639068(America); 63639258(Europe);
63639358(Asia); 63662105(Africa & Middle East);
63639530(Key Accounts Division); 63662105(Wheel loader)

www.heliforklift.net

* Our products are subject to improvements and changes without notice.

Design&Print:Fokell Printing _20200921

High performance ensures high efficiency



Front wheel dual drive motors offer stronger power



Driving speed: 19-20km/h



Maximum gradeability with load: 20%



Maximum lifting speed with load: 0.44m/s



Maximum lifting speed without load: 0.54m/s



Good bearing capacity at high position

Multi Configuration, Low Energy Consumption



Independent steering system supplies oil for steering on demand and reduces truck energy consumption



The steering is more sensitive and energy-saving



LED light of the whole truck has high brightness, long life and is more energy saving



Low rolling resistance electric truck special solid tire reduces driving resistance consumption

Small Dimension, More Flexible

Narrow truck width is more suitable for narrow aisle application; Large angle steering axle makes the turning radius smaller satisfying the loading and unloading operation in narrow aisle.



Enjoy driving experience



Fingertip switch



Smart instrument



Middle rearview mirror



Electronic brake



USB power supply



Storage box



The mast with large opening offers good driving vision ensuring operation comfort and safety.

- P — Powerful
 - E — Economics
 - S — Energy saving
- Multi gears satisfy a variety of working conditions.




The multifunctional armrest integrates fingertip switch, direction switch, steering switch, PES gear, horn button, emergency power-off switch, etc., to realize convenient operation and precise control of electromagnetic proportion.

Fully suspended seat is more comfortable to drive.

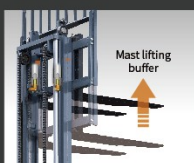


Intelligent security protection

- **Intelligent automatic parking:** optimized negative braking system and active parking in multiple applications are safe and easy which is safe and easy to make up omissions;
- **Intelligent speed limit in different application:** multi application recognition and intelligent speed limit balance efficiency and safety;
- **Intelligent limit buffer:** intelligent induction of mast lifting and lowering avoids limit impact and is safe and comfortable;
- **Intelligent operation protection:** a full set of OPS system can avoid misoperation and ensure safety;
- **Intelligent control strategy:** dual core controller is in line with the latest EU safety requirements.




Steering automatic deceleration



Mast lifting buffer

Mast lowering buffer

Reliable Quality, Easy Maintenance



ZF electric drive axle integrates double AC motor, reducer, differential, oil cooled disc brake and has the features of high efficiency, low noise, maintenance free, reliable quality.



Battery side pulling changing way is easy to replace

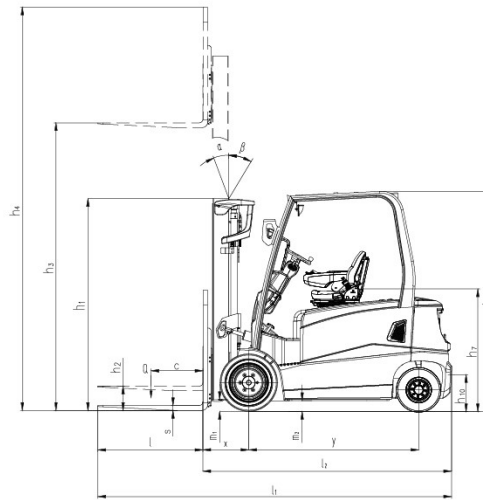


Stamping integral roof design of overhead guard offers higher protection and there is no worry about working in rainy days;

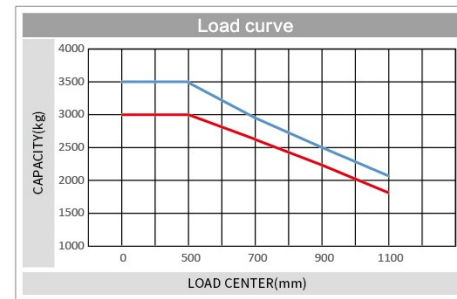
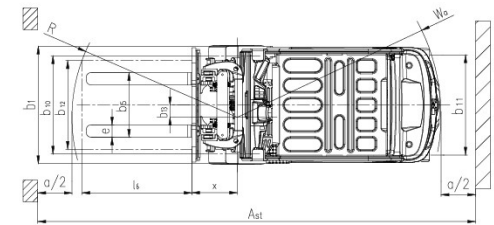
G3 SERIES 3-3.5t

Manufacturer and Technical Data

Characteristics					
1.01	Manufacturer		HELI		
1.02	Model		CPD30	CPD35	
1.03	Configuration number		GD2D	GD2D	
1.04	Rated capacity	Q	kg	3000	3500
1.05	Load center distance	c	mm	500	500
1.06	Power mode		Battery		
1.07	Driving mode		Seated		
1.08	Load distance, center of drive axle to fork	x	mm	463	468
1.09	Wheelbase	y	mm	1750	1750
Weight					
2.01	Total weight (with/without battery)		kg	5310/3490	5680/3860
2.02	Axle load (laden,front/rear)		kg	7343/967	8190/990
2.03	Axle load (unladen,front/rear)		kg	2690/2620	2746/2934
Tyres					
3.01	Tyre type		SE		
3.02	Tyre size, front		23x10-12	23x10-12	
3.03	Tyre size, rear		200/50-10	200/50-10	
3.04	Wheels, number front/rear (x=driven wheels)		2x/2	2x/2	
3.05	Tread, front	b ₁₀	mm	975	975
3.06	Tread, rear	b ₁₁	mm	990	990
Dimensions					
4.01	Mast tilt angle (forward/backward)	α/β	°	6/8	6/8
4.02	Height (mast lowered)	h ₁	mm	2155	2155
4.03	Free lifting height	h ₂	mm	145	150
4.04	Lifting height (standard)	h ₃	mm	3000	3000
4.05	Max. height, extended	h ₄	mm	4217	4217
4.06	Height of overhead guard	h ₆	mm	2260	2260
4.07	Seat height relating to SIP (to ground)	h ₇	mm	1275	1275
4.08	Towing coupling height	h ₁₀	mm	395	395
4.09	Overall length (with fork)	l ₁	mm	3617	3622
4.10	Overall length (without fork)	l ₂	mm	2547	2552
4.11	Truck body width/Truck wheel width	b ₁	mm	1195/1222	1195/1222
4.12	Fork carriage, DIN standard			3A	3A
4.13	Fork size: thickness x width x length	s/e/l	mm	45/125/1070	50/125/1070
4.14	Distance between fork-arms, Max./Min.	b ₅	mm	1060/250	1060/250
4.15	Ground clearance (laden, between mast)	m ₁	mm	110	110
4.16	Ground clearance (center of wheelbase)	m ₂	mm	130	130
4.17	Right angle stacker aisle width for pallet 1000 x 1200mm crossways	A _t	mm	3830	3835
4.18	Right angle stacker aisle width for pallet 800 x 1200mm lengthways	A _t	mm	4015	4020
4.19	Min. outside turning radius	W _s	mm	2150	2150
Performance Data					
5.01	Travel speed (laden/unladen)		km/h	19/20	19/20
5.02	Lift speed (laden/unladen)		m/s	0.5/0.63	0.44/0.54
5.03	Lowering speed (laden/unladen)		m/s	0.55/0.45	0.55/0.45
5.04	Max. drawbar pull (laden/unladen)		N	24000/16000	25000/19000
5.05	Max. gradeability (laden/unladen)		%	21/29	20/27
5.06	Acceleration time(10 m)(laden/unladen)		s	5.4/5	5.4/5
Battery					
6.01	Battery voltage/Capacity		V/Ah	80/700	80/700
6.02	Battery weight (Min./Max.)		kg	1800/2050	1800/2050
6.03	Battery according to DIN			43536A	43536A
Motor and controller					
7.01	Driving motor powering (S2-60min)		kW	8X2	8X2
7.02	Lifting motor powering (S3-15%)		kW	25.5	25.5
7.03	Driving motor controlling mode			MOSFET/AC	
7.04	Lifting motor controlling mode			MOSFET/AC	
Addition data					
8.01	Service brake/Parking brake			Hydraulic/Hydraulic(automatic parking)	
8.02	Operating pressure for attachments		Mpa	22	22



A_{st} : Right angle stacking aisle width
a : Clearance
l₆ : Load Length
b₁₂ : Load Width



CPD35

CPD30

Note:

The vertical axis stands for load capacity and the horizontal axis stands for load center which is calculated from the front surface of the forks to the gravity of the standard load. the standard load means a cubic with 1000mm edge length. When mast is tilted forward, using non-standard forks or loading large goods, the load capacity will be reduced. The load capacity of standard mast at different load center can be known from this load chart.

HELI smart fleet management system (domestic basic edition)

- Vehicle positioning
- Remote diagnosis
- Remote monitoring
- Maintenance reminder
- Battery management
- Statistical form
- Vehicle management
- Identification recognition (optional)
- Weight management (optional)
- Collision management (optional)



Wide View Mast

Mast model	Max.lifting height (mm)	Load capacity (lode center 500mm)(kg)		Height (mast lowered)(mm)		Free lift (with backrest) (mm)		Service weight (kg)		Mast tilt angle α/β (°)
		3t	3.5t	3t	3.5t	3t	3.5t	3t	3.5t	
M200	2000	3000	3500	1655	1655	145	150	5202	5572	6/8
M250	2500	3000	3500	1905	1905	145	150	5260	5630	6/8
M270	2700	3000	3500	2005	2005	145	150	5275	5645	6/8
M300	3000	3000	3500	2155	2155	145	150	5310	5680	6/8
M330	3300	3000	3500	2305	2305	145	150	5341	5711	6/8
M350	3500	3000	3500	2405	2405	145	150	5346	5716	6/8
M370	3700	3000	3500	2505	2505	145	150	5348	5718	6/5
M400	4000	3000	3500	2705	2705	145	150	5448	5818	6/5
M425	4250	3000	3500	2830	2830	145	150	5471	5841	6/5
M450	4500	3000	3400	2955	2955	145	150	5495	5865	6/5
M475	4750	2900	3250	3180	3180	145	150	5519	5889	6/5
M500	5000	2800	3100	3205	3205	145	150	5543	5913	6/5
M550	5500	2600	2900	3505	3505	145	150	5638	6008	3/5
M600	6000	2100	2100	3755	3755	145	150	5684	6054	3/5

Wide View Full Free 3-Stage Mast

Mast model	Max.lifting height (mm)	Load capacity (lode center 500mm)(kg)		Height (mast lowered)(mm)		Free lift (with backrest) (mm)		Service weight (kg)		Mast tilt angle α/β (°)
		3t	3.5t	3t	3.5t	3t	3.5t	3t	3.5t	
ZSM360	3600	3000	3500	1895	1895	710	715	5407	5777	6/5
ZSM400	4000	3000	3400	2030	2030	845	850	5444	5814	6/5
ZSM435	4350	3950	3300	2145	2145	960	965	5481	5851	6/5
ZSM450	4500	2900	3200	2195	2195	1010	1015	5496	5866	6/5
ZSM470	4700	2850	3100	2245	2245	1060	1065	5501	5871	6/5
ZSM480	4800	2800	2950	2295	2295	1110	1115	5527	5897	6/5
ZSM500	5000	2600	2700	2355	2355	1170	1175	5555	5925	6/5
ZSM540	5400	2400	2550	2505	2505	1320	1325	5592	5962	3/5
ZSM600	6000	2000	2150	2720	2720	1535	1540	5696	6066	3/5
ZSM650	6500	1600	1900	2905	2905	1720	1725	5752	6122	3/3
ZSM700	7000	1300	1500	3155	3155	1970	1975	5844	6214	3/3

Note:3-3.5t,free lift height 396mm increased without backrest.

Wide View Full Free 2-Stage Mast

Mast model	Max.lifting height (mm)	Load capacity (lode center 500mm)(kg)		Height (mast lowered)(mm)		Free lift (with backrest) (mm)		Service weight (kg)		Mast tilt angle α/β (°)
		3t	3.5t	3t	3.5t	3t	3.5t	3t	3.5t	
ZM200	2000	3000	3500	1655	1655	470	475	5216	5586	6/8
ZM250	2500	3000	3500	1905	1905	720	725	5282	5652	6/8
ZM270	2700	3000	3500	2005	2005	820	825	5304	5674	6/8
ZM300	3000	3000	3500	2155	2155	970	975	5330	5700	6/8
ZM330	3300	3000	3500	2305	2305	1120	1125	5361	5731	6/8
ZM350	3500	3000	3500	2405	2405	1220	1225	5368	5738	6/8
ZM370	3700	3000	3500	2505	2505	1320	1320	5374	5744	6/5
ZM400	4000	3000	3500	2705	2705	1520	1525	5478	5848	6/5
ZM425	4250	2900	3400	2830	2830	1645	1650	5496	5866	6/5
ZM450	4500	2900	3300	2955	2955	1771	1775	5522	5892	6/5
ZM475	4750	2800	3150	3180	3180	1995	2000	5538	5908	6/5
ZM500	5000	2700	3000	3205	3205	2020	2025	5563	5933	6/5
ZM550	5500	2500	2800	3505	3505	2320	2325	5649	6018	3/5
ZM600	6000	2000	2000	3755	3755	2570	2575	5672	6042	3/5

Note:3-3.5t,free lift height 396mm increased without backrest.

Standard configuration

Simple mast	Battery (with leakage hole, side-pulling, automatic water adding)
Standard fork	Smart instrument (ZAPI)
III triple mast	Steering wheel adaptive steer control
AC system	Steering automatic deceleration
OPS system	Performance mode control
Two piece electric proportional valve	DC converter
Fingertip switch	LED signal light
Full suspension seat	LED flickering warning light
Super elasticity solid tyre	USB power
Steering wheel with operation ball	Backward buzzer
Rearview mirror with wide angle in the middle	Exclusive key
Metric screw	HELI FICS (standard version)
HELI package	

Optional

Double mast/triple mast	Steering wheel without operation ball
Fork with other length	Left and right rear mirror
Side shifter	Fire extinguisher
Other attachment	Tilting cylinder, sleeve for steering cylinder
Hoses and pulley block	Speed limit
Three/four piece electric proportional valve	Custom-made color
Traceless tyre	Custom-made sticker
Cab /windshield glass	HOPPECKER battery
Air conditioner, fan	FAAM battery
Heater	LED rotating warning light, LED rotating buzzer warning light
Sweeper	Rear working light, blue light
SAE screw	Universal key
Neutral package	

Reliable special designed instrument



Reliable special meter display the whole truck's working condition, fault detect and other important information completely which make the operator master the whole truck condition directly and conveniently.

(ZAPI)