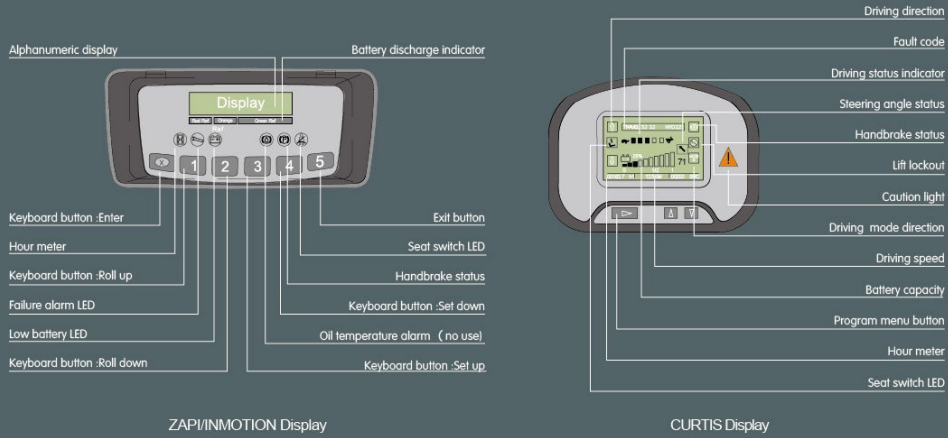


The reliable special instrument gives a complete display of the vital information, like operation status, fault detection, etc. It ensures the operator predominate the vehicle status more intuitive and convenient.



- | | | |
|------------------------------------|-------------------------------------|--|
| Standard configuration | Optional device | |
| Wide view basic mast | String rod | Widen fork arm carrier |
| Standard fork | Driver's cab | Lengthening fork |
| li (iii) stage fork arm carrier | Lifting hock | Load pusher |
| Backrest | Cargo boom | Lengthening fork extension |
| Control valve | Tip-over fork | Rotating flat clamp |
| Battery | Side shifting | Protection devices for dual tyres |
| Standard seat | Paper roll clamp | Auxiliary hydraulic valve component |
| Overhead guard | Warning light (rotating or buzzing) | Tilting/steering cylinder jacket |
| Overhead guard rain cover | solid tyre | Coloring tyre (white/green) |
| Liquid crystal combined instrument | Rear working light | wide view two/three stage full free mast |
| Horn alert function on rear handle | Steel protection net | Customer made color |
| Traction pin | Multipurpose drum clamp | Sensor operated power steering |
| Driver's tool | Load stabilizer | Turn automatic deceleration function |
| Flashing light | | |



HELI 安徽合力股份有限公司
ANHUI HELI CO., LTD.

ADD: NO. 668 Fangxing Street, Economical Development Zone, Hefei, P.R. China
TEL: (86 551) 63639068 (America); 63639258 (Europe); 63639358 (Asia); 63662105 (Africa & Middle East); 63639530 (Warehouse Equipment); 63639531 (Wheel loader)
FAX: (86 551) 63639966
WEBSITE: <http://www.helichina.net>

AUTHORIZED DEALER

2016 heli copyright
Catalog No.2016-08 HELI Print

* Our products are subject to improvements and changes without notice.

3-3.5 t G series AC Electric Forklift Truck



G series / INTELLIGENT
ENVIRONMENT-FRIENDLY



Improved operating comfort

- > Foot operation comfort is increased through optimized brake pedal height and accelerating pedal height for comfort shifting.
- > Super low torque steering unit makes steering light and easy.
- > Rear handle with horn button ensures safe and comfortable operation while reverse driving.
- > Mast and rear axle buffering improve driving comfort largely.
- > Ratchet hand brake has different brake force on slope and ground, reducing driver's fatigue.



Optimized maintainability and safety


- > Special side plate and top cover structure is easy for assembly and disassembly.
- > Highly-mounted rear axle increasing transversal stability by 2.1%.
- > Three driving modes offer optional choices to different working condition.
- > Automatic deceleration when steering is optional so as to ensure the operation safety.

High efficiency and energy-saving

- > The use of electric truck dedicated tire with pattern saves more than 10% of the energy during travelling.
- > LED lamps save 80% of the energy.
- > The professional matching design of the components prolongs the battery working time about 10%.
- > Battery side lift and customized battery side pulling make battery changing easier.

Improved driver's view

- > Standard configuration of wide view mast, compact structure of mast and tube pulley block.
- > Large arc roof frame, increasing the driving space.





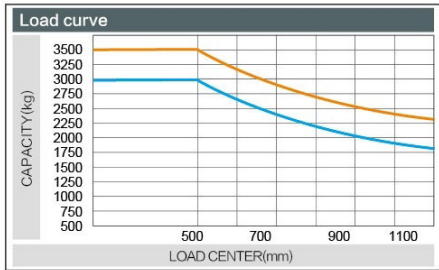
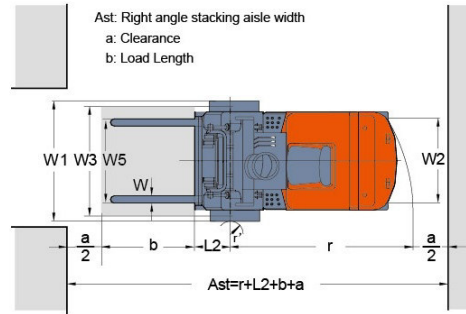
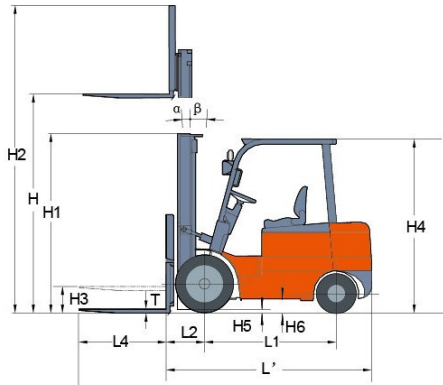
G 3-3.5t G series AC Electric Forklift Truck



制造商和技术参数 Manufacturer's Data and Design Characteristics

character		HELI									
1.01	manufacturer										
1.02	model		CPD30	CPD30	CPD30	CPD30	CPD35	CPD35	CPD35	CPD35	
1.03	configuration number		GC1/GC2/GC3	GD1/GD2/GD3	GC1P/GC2P/GC3P	GD1P/GD2P/GD3P	GC1/GC2/GC3	GD1/GD2/GD3	GC1P/GC2P/GC3P	GD1P/GD2P/GD3P	
1.04	rated capacity	Q	kg	3000	3000	3000	2500	3500	3500	1000	1500
1.05	load center distance	c	mm	500	500	500	500	500	500	500	500
1.06	power mode	Battery									
1.07	driving mode	Seated									
1.08	wheel base	L1	mm	1685	1685	1685	1685	1685	1685	1685	1685
tyre											
2.01	tyre type	Pneumatic									
2.02	wheel number(front/rear)	2/2									
2.03	front wheel base	W3	mm	1000	1000	1000	1000	1000	1000	1000	1000
2.04	rear wheel base	W2	mm	950	950	950	950	950	950	950	950
2.05	tyre (front)	28X9-15-12PR									
2.06	tyre(rear)	18X7-8-14PR									
size											
3.01	front overhang	L2	mm	485	485	485	485	490	490	490	490
3.02	mast tilt angle , front/rear	α/β	°	6/10	6/10	6/10	6/10	6/10	6/10	6/10	6/10
3.03	height with mast retraction	H1	mm	2075	2075	2075	2075	2180	2180	2180	2180
3.04	free lifting height	H3	mm	145	145	145	145	150	150	150	150
3.05	Max. lifting height	H	mm	3000	3000	3000	3000	3000	3000	3000	3000
3.06	Max. height under working condition	H2	mm	4230	4230	4230	4230	4230	4230	4230	4230
3.07	overhead guard height	H4	mm	2215	2215	2215	2215	2215	2215	2215	2215
3.08	fork size:thickness*width*length	TxWxL4	mm	45 x 125 x 1070	45 x 125 x 1070	45 x 125 x 1070	45 x 125 x 1070	50 x 150 x 1070	50 x 150 x 1070	50 x 150 x 1070	50 x 150 x 1070
3.09	Lateral Fork Adjustment (Outside of Forks) Max./Min.	W5	mm	1060/250	1060/250	1060/250	1060/250	1060/250	1060/250	1060/250	1060/250
3.10	fork arm carrier, DIN standard	2A									
3.11	truck body length (fork excluded)	L'	mm	2490	2490	2490	2490	2490	2490	2490	2490
3.12	truck body width	W1	mm	1225	1225	1225	1225	1225	1225	1225	1225
3.13	turning radius	r	mm	2210	2210	2210	2210	2270	2270	2270	2270
3.14	clearance between mast and ground	H5	mm	135	135	135	135	135	135	135	135
3.15	clearance between wheel base center and ground(loaded)	H6	mm	145	145	145	145	145	145	145	145
3.16	right angle stacking aisle width (pallet1000x1000mm , clearance 200mm)	Ast	mm	3895	3895	3895	3895	3960	3960	3960	3960
3.17	right angle stacking aisle width (pallet1200x1200mm , clearance 200mm)	Ast	mm	4095	4095	4095	4095	4160	4160	4160	4160
performance											
4.01	travelling speed: loaded/unloaded	km/h		15/15.5	15/15.5	15/15.5	15/15.5	15/14.5	15/14.5	15/14.5	15/14.5
4.02	lifting speed: loaded/unloaded	m/s		0.28/0.46	0.34/0.46	0.28/0.46	0.34/0.46	0.27/0.44	0.325/0.46	0.27/0.44	0.325/0.46
4.03	lowering speed: loaded/unloaded	m/s		0.48	0.48	0.48	0.48	0.42	0.42	0.42	0.42
4.04	gradeability (loaded)	%		17/17/15	17/17/17	17/17/15	17/17/17	15/15/12	15/15/12	15/15/12	15/15/15
4.05	Max. traction force (loaded)	N		15600	15600	15600	15600	15600	15600	15600	15600
4.06	acceleration time (10m) loaded/unloaded	s		5.75/5.2	5.75/5.2	5.75/5.2	5.75/5.2	5.75/5.2	5.75/5.2	5.75/5.2	5.75/5.2
weight											
5.01	total weight (with /without battery)	kg		4810/3460	4810/3460	4810/3460	4810/3460	5500/4150	5500/4150	5500/4150	5500/4150
5.02	axle load; unloaded , front/rear	kg		2320/2490	2320/2490	2320/2490	2320/2490	2640/2860	2640/2860	2640/2860	2640/2860
5.03	axle load; loaded , front/rear	kg		7055/755	7055/755	7055/755	7055/755	8145/855	8145/855	8145/855	8145/855
battery											
6.01	battery voltage/capacity Ks	V/Ah		80/480	80/480	80/480	80/480	80/560	80/560	80/560	80/560
6.02	battery weight	kg		1350(1350-1626)	1350(1350-1626)	1350(1350-1626)	1350(1350-1626)	1550(1350-1650)	1550(1350-1650)	1550(1350-1650)	1550(1350-1650)
6.03	battery, DIN standard	43536A									
motor and controller											
7.01	drive motor power-60 minutes	kW		16.6	16.6	16.6	16.6	16.6	16.6	16.6	16.6
7.02	lifting motor power-15 minutes	kW		13.0	13.5	13.0	13.5	13.0	13.5	13.0	13.5
7.03	drive motor controlling mode	MOSFET/AC									
7.04	lifting motor controlling mode	MOSFET/DC									
7.05	service brake/parking brake	Hydraulic/Mechanical									
7.06	hydraulic system working pressure	Mpa		21	21	21	21	21	21	21	21

NOTE:(1)*Detailed information about battery, please contact our salesmen or engineer. (2)*P*: battery side extraction(side pulling or side loading),side loading for standard. (3)1: CURTIS Controller; 2: ZAPI Controller; 3: Imotion Controller.



3.0t 3.5t

Note: The vertical axis stands for load capacity and the horizontal axis stands for load center which is calculated from the front surface of the forks to the gravity of the standard load. the standard load means a cubic with 1000mm edge length. When mast is tilted forward, using non-standard forks or loading large goods, the load capacity will be reduced. The load capacity of standard mast at different load center can be known from this load chart.

WIDE VIEW MAST								
Mast model	Max lifting height mm	Load capacity (load center 500mm)(kg)		Mast overall height(mm)		Service weight(kg)		Mast tilt angle (°) α/β
		3t	3.5t	3t	3.5t	3t	3.5t	
M200	2000	3000	3500	1570	1680	690	715	6/10
M250	2500	3000	3500	1820	1930	730	765	6/10
M300	3000	3000	3500	2070	2180	785	815	6/10
M330	3300	3000	3500	2220	2330	815	845	6/10
M350	3500	3000	3500	2320	2430	835	865	6/10
M370	3700	3000	3400	2420	2530	865	885	6/6 *6/10
M400	4000	2950	3350	2620	2730	930	960	6/6 *6/10
M425	4250	2850	3250	2745	2855	955	985	6/6 *6/10
M450	4500	2750	3100	2870	2980	980	1010	6/6 *6/10
M500	5000	2400 *2550	2650 *2800	3120	3230	1030	1060	6/6 *6/6
M550	5500	2250 *2450	2500 *2600	3420	3530	1110	1150	*3/6
M600	6000	1500 *2200	1550 *2400	3670	3780	1160	1195	*3/6

NOTE: (1)* refers to rated capacity with widen tires;

WIDE VIEW FULL FREE 2-STAGE MAST										
Mast model	Max. lifting height mm	Load capacity (load center 500mm)(kg)		Mast overall height(mm)		Free lifting height (with backrest)(mm)		Service weight(kg)		Mast tilt angle (°) α/β
		3t	3.5t	3t	3.5t	3t	3.5t	3t	3.5t	
ZM200	2000	3000	3500	1570	1680	388	503	731	781	6/10
ZM250	2500	3000	3500	1820	1930	638	753	775	825	6/10
ZM300	3000	3000	3500	2070	2180	888	1003	821	870	6/10
ZM330	3300	3000	3500	2220	2330	1038	1153	848	897	6/10
ZM350	3500	3000	3500	2320	2430	1138	1253	866	915	6/10
ZM370	3700	3000	3400	2420	2530	1238	1353	884	933	6/6 *6/10
ZM400	4000	2950	3350	2620	2730	1438	1553	956	1007	*6/10
ZM425	4250	2850	3250	2745	2855	1563	1678	978	1029	6/6 *6/10
ZM450	4500	2750	3100	2870	2980	1688	1803	1001	1052	6/6 *6/10
ZM500	5000	2400 *2550	2650 *2800	3120	3230	1938	2053	1046	1097	6/6 *6/10
ZM550	5500	2250 *2450	2500 *2600	3420	3530	2238	2353	1136	1189	*3/6
ZM600	6000	1500 *2200	1550 *2400	3670	3780	2488	2603	1183	1235	*3/6

NOTE: (1)* refers to rated capacity with double tires.
(2)3-3.5T: free lifted height 365mm increased without backrest.

WIDE VIEW FULL FREE 3-STAGE MAST										
Mast model	Max. lifting height mm	Load capacity (load center 500mm)(kg)		Mast overall height(mm)	Free lifting height (with backrest)(mm)		Service weight (kg)	Mast tilt angle (°) α/β		
		3t	3.5t		3-3.5t	3t			3.5t	
ZSM360	3600	3000	3400	1930	748	753	1040	6/6		
ZSM400	4000	2900	3250	2055	873	878	1075	6/6		
ZSM435	4350	2750	3150	2180	998	1003	1110	6/6		
ZSM450	4500	2700	3000	2230	1048	1053	1126	6/6		
ZSM470	4700	2700	2900	2230	1048	1053	1130	6/6		
ZSM480	4800	2600	2800	2330	1148	1153	1155	6/6		
ZSM500	5000	2400 *2500	2650 *2800	2430	1248	1253	1184	6/6		
ZSM540	5400	2250 *2450	2500 *2600	2555	1373	1378	1219	3/6 *3/6		
ZSM600	6000	1500 *2150	1550 *2300	2780	1598	1603	1318	3/6 *3/6		

NOTE: (1)* refers to rated capacity with double tires.
(2)3-3.5T: free lifted height 397mm increased without backrest.



Renewable energy technologies

With the use of the excellent load-sensing steering system and AC controlling renewable energy technologies, the forklift is more energy-saving and the working hour of the battery is extended by 15%.

↑15%

THE PERFORMANCE OF BATTERY INCREASES